

# UDS: UNIFORM DATA SYSTEM

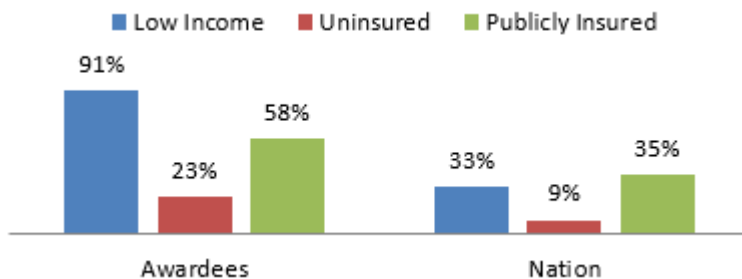
## Health Center Program 330 Funded Awardees: 2017 At a Glance

### The Program

1,373 Health Center Program awardees provided services to 27,174,372 patients, representing nearly 8.8% of the total U.S. population. Over a period of 5 years, the number of funded awardees has grown by 14%, with 25% growth in the number of total patients served, averaging an annual increase of almost 5%.

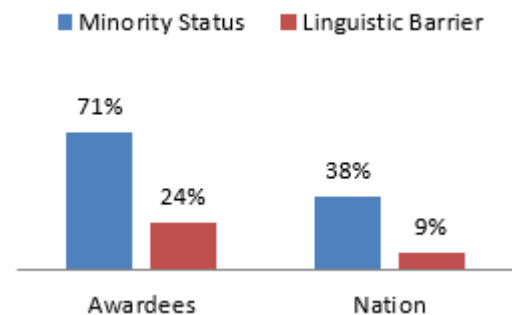
### Patients: Socioeconomic Characteristics

- 91% have incomes at or below 200% of the Federal Poverty Level
- 23% are uninsured
- 58% have public insurance (Medicaid, Medicare, or Other Public)



### Patients: Minority Status

- 71% are of racial and/or ethnic minority
- 24% face a linguistic barrier



### Services Provided

- 100% of awardees provide primary medical care services
- 85% of awardees provide dental services
- 90% of awardees provide behavioral health services

### Continuity of Care

Health Center Program awardees provide continuous care.

Service Category	Average Number of Visits/Patient/Year	% of Total Patients Utilizing Services
Medical	3.13	84%
Dental	2.56	23%
Mental Health	4.82	8%
Substance Abuse	7.29	1%
Vision	1.32	2%
Other Professional	2.95	3%
Enabling	2.48	9%

### Staffing and Tenure

Health Center Program awardees employ the full time equivalent of 223,840 staff members and volunteers.

- 25,515 are physicians, CNMS, NPs, and PAs
- An additional 48,345 are other clinical (nurses and other medical professionals)
- 21,732 are enabling
- 17,802 are dental
- 12,064 are behavioral health (mental health and substance abuse)
- 79,691 provide non-clinical support
- Medical providers (including nurses) report an average tenure of 5.3 years
- Dental care providers report an average tenure of 4.6 years
- Key non-clinical support staff (CEOs, CMOs, CFOs, and CIOs) report an average tenure of 7.8 years

# UDS: UNIFORM DATA SYSTEM

## Health Center Program 330 Funded Awardees: 2017 At a Glance

### Quality of Care and Outcome Indicators: Clinical Performance

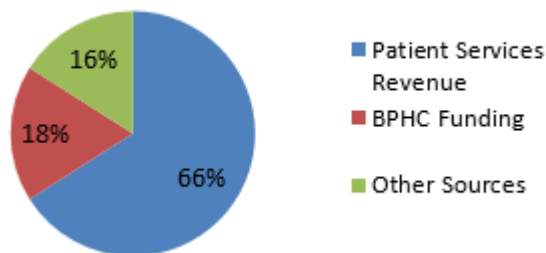
Health Center Program awardees provide high quality of care. Several clinical measures (low birth weight, childhood immunization, depression screening, asthma pharmacologic therapy, dental sealants, HIV linkage to care, and controlled hypertension) show performance that exceeds relevant national rates and/or Healthy People 2020 goals.

Quality of Care and Outcome Measures	Performance	Rates and Goals
	Awardees	HP 2020 Goal
Early Entry into Prenatal Care	74%	78%
Low Birth Weight	8%	8%
Childhood Immunization	40%	80%
Weight Assessment and Counseling for Children and Adolescents	66%	-
Adult Weight Screening and Follow-Up	64%	-
Tobacco Use Screening and Cessation Intervention	88%	-
Cervical Cancer Screening	56%	93%
Colorectal Cancer Screening	42%	71%
Depression Screening and Follow-Up*	66%	2.3% / 2.4%
Asthma Pharmacologic Therapy	87%	37%
Coronary Artery Disease (CAD) and Lipid Lowering Therapy	81%	-
Ischemic Vascular Disease (IVD) Aspirin or Other Antithrombotic Therapy	79%	-
HIV Linkage to Care	85%	-
Controlled Hypertension	63%	61%
Uncontrolled Diabetes	33%	16%
Dental Sealants	51%	28%

\*UDS Measure is for patients age 12+; related HP2020 measure is 2.3% for patients Age 19+ and 2.4% patients age 12-18

### Sources of Support

Health Center Program awardees are funded primarily through patient services revenue.



### Cost Effectiveness

- The average total cost per patient is \$942
- The average medical cost per medical visit is \$192
- The average charge per billable visit is \$277

### Adjustments and Patient Discounts

- 62% of self-pay charges are written off as sliding discounts
- Indigent care funds cover 12% of self-pay charges
- 28% of insured charges are adjusted as allowances

Sources of Data: Aggregate CY 2017 UDS, CDC, U.S. Census/ACS, National Health and Nutrition Examination Survey, Healthy People 2020