

UDS: UNIFORM DATA SYSTEM



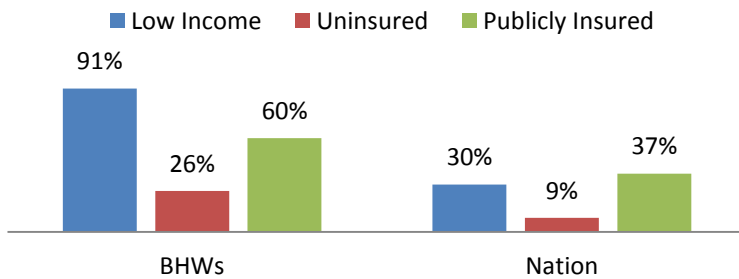
Bureau of Health Workforce Primary Care Clinics: 2017 At a Glance

The Program

In calendar year 2017, thirty-six (36) Bureau of Health Workforce Primary Care Clinics (BHWs) provided services to 39,858 patients with 110,317 visits. In the previous year (CY2016) there were a total of 45 clinics reporting.

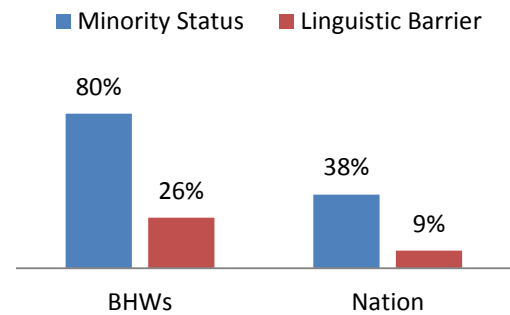
Patients: Socioeconomic Characteristics

- 91% have incomes at or below 200% of the Federal Poverty Level
- 26% are uninsured
- 60% have public insurance (Medicaid, Medicare, or Other Public)



Patients: Minority Status

- 80% are of racial and/or ethnic minority
- 26% face a linguistic barrier



Services Provided

- 86% of BHWs provide primary medical care services
- 8% of grantees provide dental services
- 53% of grantees provide behavioral health services

Continuity of Care

Health Center Program grantees provide continuous care.

| Service Category | Average Number of Visits/Patient/Year | % of Total Patients Utilizing Services |
|--------------------|---------------------------------------|--|
| Medical | 2.42 | 87% |
| Dental | 2.64 | 1% |
| Mental Health | 2.52 | 15% |
| Substance Abuse | 4.50 | 0% |
| Vision | 0.0 | 0% |
| Other Professional | 1.74 | 1% |
| Enabling | 2.66 | 4% |

Staffing and Tenure

BHW Primary Care Clinics employ the full time equivalent of 303 staff members and volunteers.

- 72 are physicians, CNMS, NPs, and PAs
- 105 are other clinical staff (nurses and other medical professionals)
- 38 are enabling service providers
- 1.26 are dental service providers
- 23 are behavioral health (mental health and substance abuse)
- 54 provide non-clinical support
- Medical providers (including nurses) report an average tenure of 3 years
- Behavioral Health Care providers report an average tenure 2.5 years
- Key non-clinical support staff (CEOs, CMOs, CFOs, and CIOs) report an average tenure of 4.5 years

UDS: UNIFORM DATA SYSTEM



Bureau of Health Workforce Primary Care Clinics: 2017 At a Glance

Quality of Care and Outcome Indicators: Clinical Performance

BHW Primary Care Clinics provide high quality of care. Measures that exceed Healthy People 2020 goals include childhood immunization, depression screening, asthma therapy, and hypertension control. Other measures show room for improvement including cervical cancer screening, colorectal cancer screening and diabetes control.

| Quality of Care and Outcome Measures | Performance | Rates | and Goals |
|---|-------------|-------|----------------|
| | BHWs | 330* | HP 2020 Goal** |
| Early Entry into Prenatal Care | 79% | 74% | 78% |
| Low Birth Weight | 7.5% | 8% | 8% |
| Childhood Immunization | 4% | 40% | 80% |
| Weight Assessment and Counseling for Children and Adolescents | 74% | 66% | - |
| Adult Weight Screening and Follow-up | 54% | 64% | - |
| Tobacco Use Screening and Cessation Intervention | 74% | 88% | - |
| Patients Screened for Depression and Follow-Up*** | 60% | 66% | 2.3%/2.4% |
| Cervical Cancer Screening | 39% | 56% | 93% |
| Colorectal Cancer Screening | 39% | 42% | 71% |
| Asthma Pharmacologic Therapy | 94% | 87% | 37% |
| Coronary Artery Disease (CAD) and Lipid Lowering Therapy | 76% | 81% | - |
| Ischemic Vascular Disease (IVD) Aspirin or Other Antithrombotic Therapy | 85% | 79% | - |
| HIV Linkage to Care | 67% | 85% | - |
| Controlled Hypertension | 59% | 63% | 61% |
| Uncontrolled Diabetes | 42% | 33% | 16% |
| Dental Sealants | - | 51% | 28% |

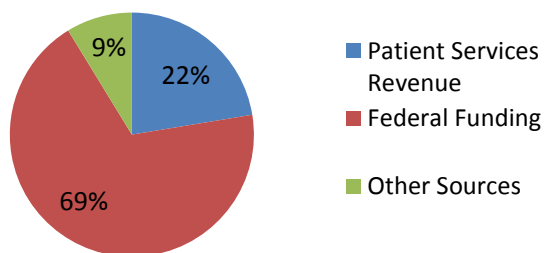
*CY2017 UDS Clinical Measures for BPHC 330 Health Center Program Grantees

** Healthy People 2020 Goals

***UDS Measure is for patients age 12+; related HP2020 measure is 2.3% for patients Age 19+ and 2.4% patients age 12-18

Sources of Support

BHWs are funded primarily through federal funding (at 69%) which includes HRSA BHW grant support.



Cost Effectiveness

- The average total cost per patient is \$454
- The average medical cost per medical visit is \$116
- The average charge per billable visit is \$82

Adjustments and Patient Discounts

- 43% of self-pay charges are written off as sliding discounts
- Indigent care funds cover 1% of self-pay charges
- 39% of insured charges are adjusted as allowances

Sources of Data: Aggregate CY 2017 UDS, CDC, U.S. Census/ACS, National Health and Nutrition Examination Survey, Healthy People 2020